

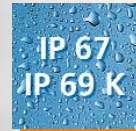


Fusion of electronic pressure sensor and analogue display.



Good readability and electronic signal processing mean reliable operation.


- Optimum readability by electronically damped pointer display.
- Rotatable display with LED bargraph for switch point indication.
- Output functions programmable via LED display and optical touch fields.
- Hygienic flush design and high total accuracy (0.2 %).
- Aseptoflex Vario – new G 1 process connection with 4 sealing options.



Electronic "contact manometer" PG

In the process industry mechanical contact manometers are often used because of their highly visible display. The electronic "contact manometer" of the series PG combines the high visibility of a manometer display with the advantages of an electronic pressure sensor. Compared to mechanical contact manometers it features more varied options.

The basic unit is a high-quality pressure sensor designed for the process industry completed by an analogue display with high readability. Especially the programmable switching output and analogue output (scalable), the high overload protection as well as the integrated temperature compensation are worth mentioning. The manometer has a resolution of 0.25 %. When disconnected, the pointer is not visible.




fluid sensors
and diagnostic
systems

position
sensors
and object
recognition

bus,
identification
and control systems

Flush manometer with G 1 process connection

Measuring range Relative pressure [bar]	Extended display range [bar]	P _{overload} max. [bar]	Analogue start point [bar]	Analogue end point [bar]	Set point SP1 [bar]	Reset point rP1 [bar]	Order no.
Output function switching output PNP/NPN  programmable + analogue output programmable							
-1...25	40	100	-1.00...33.76	5.24...40.00	-0.96...40.00	-1.00...39.96	PG2793
-1...10	16	50	-1.0...13.50	1.5...16.00	-0.98...16.00	-1.00...15.98	PG2794
-1...4	6.4	30	-1.00...5.40	0.00...6.40	-0.99...6.40	-1.00...6.39	PG2795
-0.124...2.5	4	20	-0.124...3.370	0.500...4.000	-0.120...4.000	-0.124...3.996	PG2796
-0.05...1	1.6	10	-0.05...1.35	0.2...1.60	-0.048...1.60	-0.05...1.598	PG2797
-0.0124...0.25	0.4	10	-0.0124...0.3376	0.05...0.40	-0.012...0.40	-0.0124...0.3996	PG2798
-1...1	1.6	10	-1...1.1	-0.5...1.6	-0.998...1.6	-1...1.598	PG2799
-0.005...0.1	0.16	4	-0.005...0.135	0.02...0.16	-0.0048...0.16	-0.005...0.1598	PG2789

The electronic “contact manometer” features the following advantages:

- 3 units in one: analogue display, transmitter and switch – without using relays or switching amplifiers
- Parameterisable functions (switch points, NC / NO, hysteresis etc.) facilitate the selection of units and reduce the variety of types
- Higher accuracy by electronic processing of measured values
- High-quality 99.9 % ceramic measuring cell with Aseptoflex Vario process adapter
- Wear-free, even in case of dynamic load changes
- Excellent overload protection
- Excellent vibration and shock resistance (no filling for vibration absorber or pressure transfer necessary)
- Exact orientation by rotatable display
- Hardened 4 mm safety glass
- Low weight (no mechanics)
- Easy specification of the right “manometer”

Aseptoflex Vario – the new process connection with 4 sealing options

The new process connection Aseptoflex Vario with G 1 thread enables sealing via a metal sealing edge, O-rings of various materials (e.g. EPDM or FKM), a PEEK ring or common sealing materials (e.g. teflon tape). Various process adapters (clamp, DIN11851 pipe fittings, etc.) are available as accessories.


In addition, the G 1 thread fits into conventional adapters and T-pieces. Sealing at the thread via an additional slot which can locate an O-ring or flat seal is possible.

You can find suitable process adapters on our website at: www.ifm.com

Common technical data

Type of pressure: relative pressure Liquids and gases		
Operating voltage	[V DC]	18...32
Current rating	[mA]	250
Current consumption	[mA]	< 45
Programming options		hysteresis / window, NO / NC, switching logic, current output, damping, adaptation of displayed values, scalable, display unit, 2-point calibration
Accuracy / deviation (in % of the span) turn down 1:1		PG279x PG2789
Deviation of the switch point		< ± 0.2 < ± 0.5
Deviation of the characteristics		< ± 0.2 < ± 0.5
Linearity		< ± 0.15 < ± 0.25
Hysteresis		< ± 0.15 < ± 0.2
Repeatability		< ± 0.1 < ± 0.1
Long-term stability		< ± 0.1 < ± 0.1
Temperature coefficients (TEMPCO) in the temperature range 0...70 °C (in % of the span per 10 K)		
Greatest TEMPCO of zero		< ± 0.05 < ± 0.1
Greatest TEMPCO of the span		< ± 0.15 < ± 0.2
Medium temperature	[°C]	-25...125 (145 max. 1 h)
Housing materials		high-grade stainless steel (316S12); PTFE, FPM (Viton), PA, laminated safety glass
Materials (wetted parts)		high-grade stainless steel 316L (1.4435); ceramics (99.9 % Al ₂ O ₃); PTFE

Connectors and splitter boxes

Type	Description	Order no.
	Socket, M12, 4-pole, 5 m orange, PVC cable	EVT004
	Socket, M12, 4-pole, 10 m orange, PVC cable	EVT005

ifm article no. 7511327 · Printed in Germany on non-chlorine paper · We reserve the right to make technical alterations without prior notice. · 04.2009

Fluid sensors and diagnostic systems